

Scaled data based on original data using
LM-79-08 Approved Method: Electrical and Photometric Measurements of Solid-
State Lighting Products

Test Report Prepared for
Cooper Lighting Solutions
(formerly Eaton)

Brand: McGRAW-EDISON

Report Number: P200140

Luminaire Tested: **GWC-AF-02-LED-E1-SL4-600-HSS**

Issue Date: 3/3/2020

Test Information

Test Method: LM-79-08
Report Number: P200140
TEST IS SCALED FROM IESNA LM-79-08 TEST DATA (P24301)
Test Lab: INNOVATION CENTER P2
Issue Date: 3/3/2020
Manufacturer: COOPER LIGHTING SOLUTIONS (FORMERLY EATON)
Product Line: MCGRAW-EDISON
Catalog Number: GWC-AF-02-LED-E1-SL4-600-HSS
Description: GALLEON WALL LUMINAIRE
(2) 70 CRI, 4000K, 615mA LIGHTSQUARES WITH 16 LEDS EACH AND TYPE IV SPILL
LIGHT ELIMINATOR OPTICS WITH HOUSE SIDE SHIELD
Light Source: -
Ballast/Driver: ELECTRONIC DRIVER

Summary

Lumens per Lamp: N/A
Luminaire Lumens: 6794.4 lumens
Efficiency: N/A
Efficacy: 102.9 lumens/watt
Luminous Opening: Rectangular (W 1' x L: 0.5' x H: 0')
IES Classification: Type IV - Short - Semi-Cutoff
BUG Rating: B1 - U0 - G2

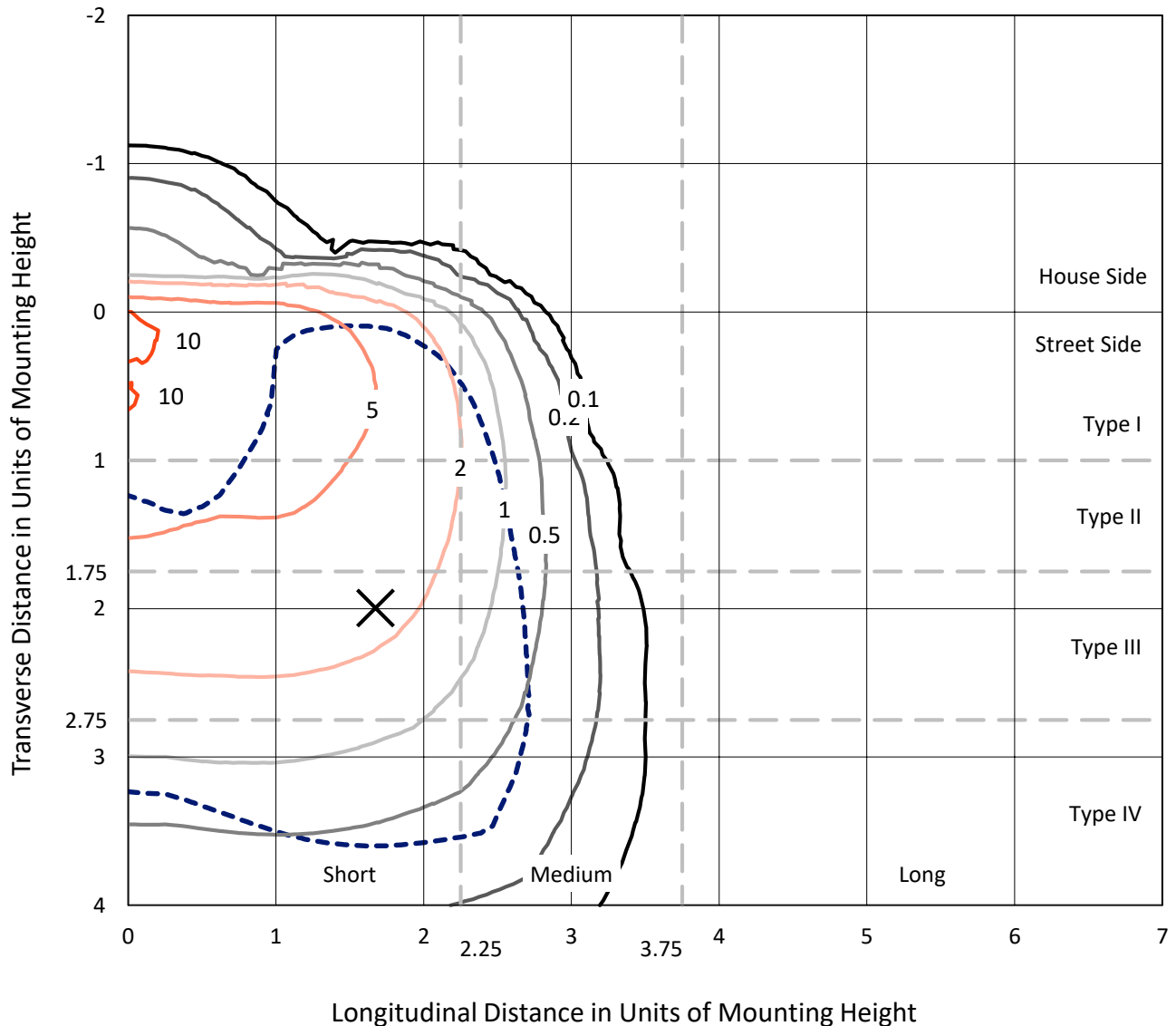
Input Watts (W): 66
Input Voltage (V): NR
Input Current (Ain): NR
Voltage Rise (V): NR
Power Factor: NR
Total Harmonic Distortion (THDi): NR
Frequency (hertz): 60
Stabilization Time: NR
Operation Time: NR
Ambient Temperature (°C): NR
Test Distance: 25 FT



REPORT NUMBER: P200140
 CATALOG NUMBER: GWC-AF-02-LED-E1-SL4-600-HSS

Iso-Footcandle Lines of Horizontal Illumination

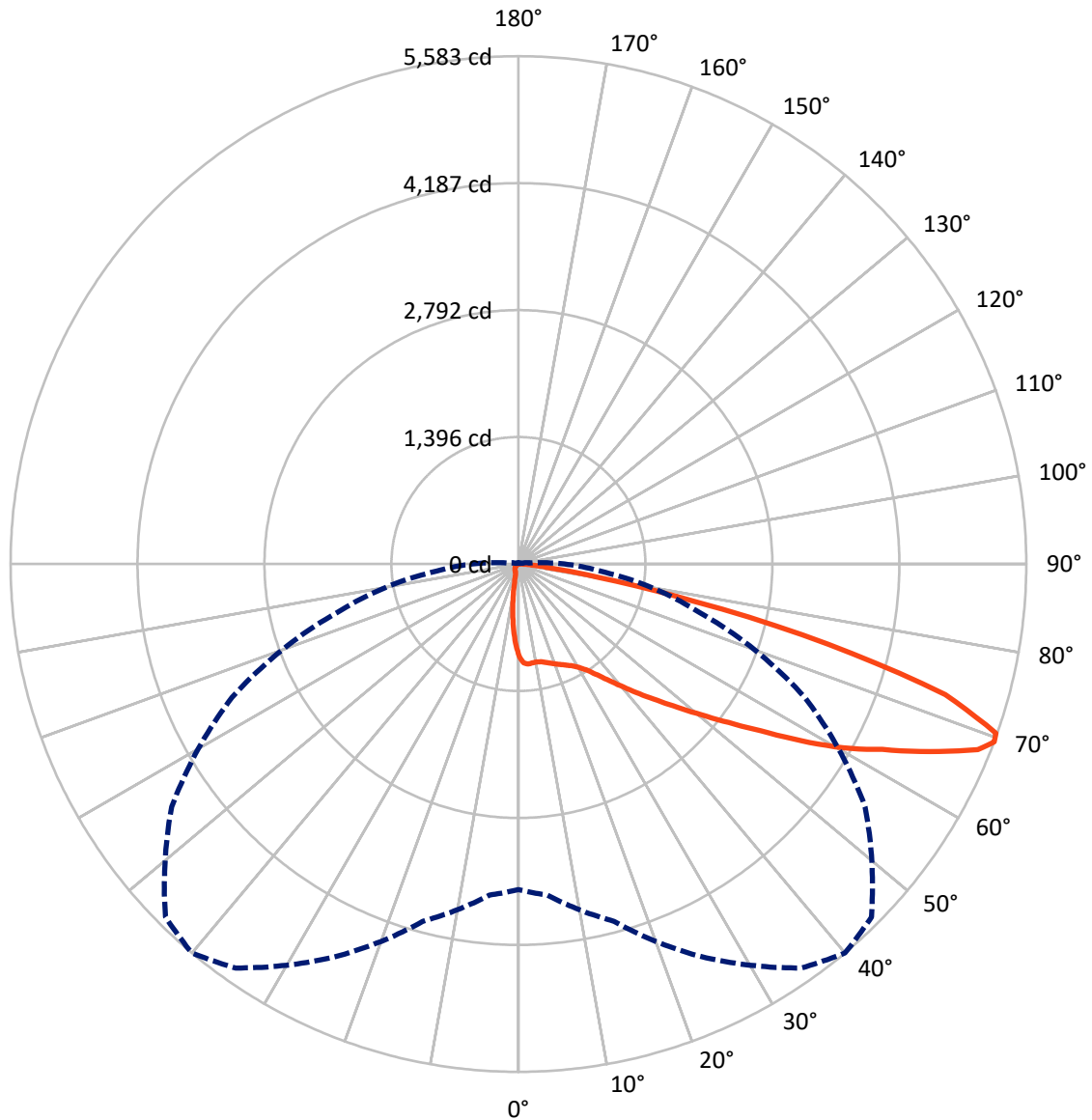
✕ Max cd
 - - - 1/2 Max cd



Based on 10 foot mounting height. Maximum calculated value = 11.1 fc
 Type IV - Short - Semi-Cutoff

REPORT NUMBER: P200140
CATALOG NUMBER: GWC-AF-02-LED-E1-SL4-600-HSS

Luminous Intensity Polar Plot



— Vertical Plane Through 40-Deg Lateral - - - Horizontal Cone Through 69-Deg Vertical

REPORT NUMBER: P200140

CATALOG NUMBER: GWC-AF-02-LED-E1-SL4-600-HSS

FLUX DISTRIBUTION:

		Downward	Upward	Total
House Side	Lumens	397.5	0.0	397.5
	% Fixture	5.9	0.0	5.9
Street Side	Lumens	6396.9	0.0	6396.9
	% Fixture	94.1	0.0	94.1
Total	Lumens	6794.4	0.0	6794.4
	% Fixture	100.0	0.0	100.0

Coefficient of Utilization

ZONAL LUMENS:

Zone	Lumens	% Fixture
0°-10°	82.3	1.2
10°-20°	202.4	3.0
20°-30°	340.9	5.0
30°-40°	558.1	8.2
40°-50°	966.3	14.2
50°-60°	1522.1	22.4
60°-70°	1987.8	29.3
70°-80°	1023.8	15.1
80°-90°	110.7	1.6
90°-100°	0.0	0.0
100°-110°	0.0	0.0
110°-120°	0.0	0.0
120°-130°	0.0	0.0
130°-140°	0.0	0.0
140°-150°	0.0	0.0
150°-160°	0.0	0.0
160°-170°	0.0	0.0
170°-180°	0.0	0.0
0°-90°	6794.4	100.0
0°-180°	6794.4	100.0



REPORT NUMBER: P200140

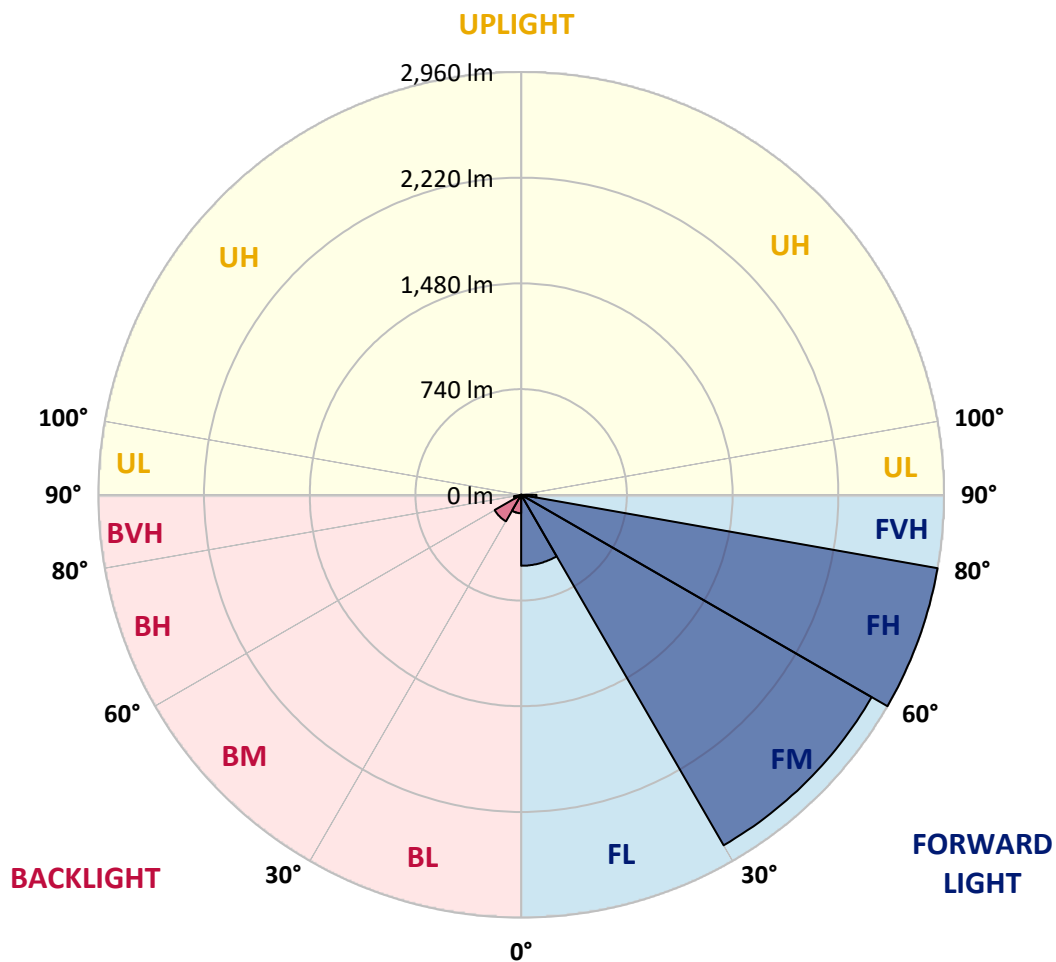
CATALOG NUMBER: GWC-AF-02-LED-E1-SL4-600-HSS

LUMINAIRE CLASSIFICATION SYSTEM LUMEN TABLE AND BUG RATING:

Zone		Lumens	% Fixture	Zone Rating/Lumen Limit		
				B	U	G
FL	(0°-30°)	496.9	7.3			
FM	(30°-60°)	2832.9	41.7			
FH	(60°-80°)	2959.9	43.6			G2/5000
FVH	(80°-90°)	107.3	1.6			G2/225
BL	(0°-30°)	128.8	1.9	B1/500		
BM	(30°-60°)	213.7	3.1	B0/220		
BH	(60°-80°)	51.6	0.8	B0/110		G0/110
BVH	(80°-90°)	3.5	0.1			G0/10
UL	(90°-100°)	0.0	0.0		U0/0	
UH	(100°-180°)	0.0	0.0		U0/0	

BUG Rating: B1-U0-G2

Type IV Short





REPORT NUMBER: P200140
 CATALOG NUMBER: GWC-AF-02-LED-E1-SL4-600-HSS

CANDELA DISTRIBUTION (FULL):

	0°	5°	15°	25°	35°	40°	45°	55°	65°	75°	85°
0°	1015.1	1015.1	1015.1	1015.1	1015.1	1015.1	1015.1	1015.1	1015.1	1015.1	1015.1
2.5°	1114.6	1108.6	1104.9	1100.1	1093.9	1088.7	1086.7	1071.7	1057.6	1038.2	1015.9
5°	1135.3	1133.2	1126.8	1120.2	1113.0	1104.9	1100.5	1082.7	1062.4	1034.1	995.3
7.5°	1137.2	1134.9	1126.8	1117.9	1107.8	1098.0	1090.4	1072.6	1053.9	1025.2	977.9
10°	1134.0	1131.2	1125.1	1115.4	1102.8	1093.5	1085.9	1068.9	1053.1	1027.2	974.7
12.5°	1130.4	1127.6	1124.7	1119.8	1109.0	1102.4	1096.0	1079.8	1065.7	1043.8	986.4
15°	1134.0	1132.4	1135.7	1133.6	1127.6	1121.9	1115.4	1100.9	1087.9	1069.7	1007.8
17.5°	1149.4	1149.4	1159.5	1160.7	1155.0	1146.9	1137.6	1123.1	1112.2	1096.8	1033.3
20°	1185.4	1184.2	1197.2	1199.5	1185.8	1173.2	1159.5	1141.7	1133.2	1123.5	1058.4
22.5°	1247.3	1241.6	1249.3	1246.9	1219.8	1200.3	1183.3	1161.6	1157.1	1152.7	1086.3
25°	1327.8	1324.5	1329.7	1305.9	1258.2	1231.9	1211.7	1187.0	1187.0	1191.4	1117.9
27.5°	1444.6	1432.5	1414.7	1372.6	1301.1	1267.5	1245.6	1219.4	1226.2	1242.8	1159.5
30°	1564.3	1551.0	1510.2	1445.4	1353.3	1318.1	1292.6	1265.1	1281.2	1311.5	1215.4
32.5°	1682.4	1667.5	1609.6	1528.0	1428.0	1392.8	1368.2	1337.8	1364.9	1415.9	1297.0
35°	1796.9	1783.5	1716.8	1620.6	1527.6	1498.4	1475.8	1449.5	1484.3	1555.4	1412.3
37.5°	1925.5	1911.0	1829.6	1725.3	1648.5	1627.4	1610.8	1584.6	1645.2	1749.6	1572.8
40°	2083.6	2059.0	1949.3	1845.4	1788.4	1778.3	1766.9	1763.4	1857.6	2001.9	1786.8
42.5°	2264.8	2224.4	2074.7	1972.0	1942.1	1949.3	1946.6	1962.7	2123.2	2315.8	2047.2
45°	2446.0	2393.8	2214.3	2107.1	2111.2	2136.6	2152.4	2217.1	2456.1	2675.7	2327.5
47.5°	2599.7	2548.4	2348.1	2253.0	2301.6	2351.8	2394.6	2517.2	2798.3	3030.0	2545.5
50°	2731.2	2682.6	2490.1	2413.7	2522.8	2603.7	2673.3	2854.9	3166.3	3299.7	2698.3
52.5°	2838.7	2806.4	2637.3	2597.7	2775.6	2894.1	2996.0	3213.6	3492.3	3519.0	2817.3
55°	2943.4	2920.4	2795.4	2816.5	3072.4	3233.9	3362.8	3594.1	3772.9	3701.8	2931.4
57.5°	3063.9	3043.0	2975.8	3093.9	3462.8	3665.7	3806.5	3931.5	4020.1	3888.6	3038.9
60°	3186.9	3174.8	3176.4	3402.1	3910.8	4105.8	4183.5	4215.8	4262.7	4064.5	3045.0
62.5°	3304.2	3327.2	3405.7	3745.0	4340.0	4489.6	4528.8	4560.8	4505.8	4092.4	2813.2
65°	3502.8	3540.4	3727.6	4204.0	4812.0	4972.1	5012.6	4902.9	4544.2	3731.7	2288.2
67.5°	3599.9	3668.6	4002.7	4631.9	5269.7	5447.7	5432.7	4925.2	4077.9	2845.5	1468.4
69°	3579.6	3652.9	4066.1	4763.0	5421.8	5583.2	5488.1	4653.0	3474.0	2061.3	901.5
70°	3499.5	3573.6	4033.4	4758.2	5441.2	5569.0	5385.4	4317.0	2937.4	1507.3	563.7
72.5°	2922.5	2986.3	3580.8	4300.7	5012.6	4908.6	4505.4	2990.8	1431.3	410.5	126.9
75°	1799.0	1834.5	2569.3	3239.9	3785.8	3519.0	3001.6	1487.9	426.7	116.1	70.4
77.5°	950.4	966.6	1406.7	1909.7	2399.9	1985.8	1538.4	580.3	196.5	72.8	50.9
80°	561.8	573.9	757.5	873.2	1038.6	867.5	615.1	356.3	140.8	45.7	45.3
82.5°	321.5	329.2	549.2	485.3	409.3	349.4	306.2	337.7	84.5	30.7	47.0
85°	118.0	119.7	309.0	369.3	243.5	144.7	152.1	279.9	22.6	19.4	36.8
87.5°	55.0	53.8	159.0	226.1	142.4	91.8	118.5	61.5	8.9	12.6	10.1
90°	0.0	0.0	0.0	0.0	0.0	0.0	0.0	0.0	0.0	0.0	0.0



REPORT NUMBER: P200140

CATALOG NUMBER: GWC-AF-02-LED-E1-SL4-600-HSS

CANDELA DISTRIBUTION (continued):

	90°	95°	105°	115°	125°	135°	145°	155°	165°	175°	180°
0°	1015.1	1015.1	1015.1	1015.1	1015.1	1015.1	1015.1	1015.1	1015.1	1015.1	1015.1
2.5°	1003.0	988.1	961.0	933.0	904.7	882.9	861.4	844.4	838.8	828.3	829.1
5°	972.2	944.8	888.1	830.7	770.9	721.5	675.0	637.4	619.2	600.6	600.6
7.5°	945.5	905.5	816.9	723.5	626.9	545.5	472.4	417.4	387.1	362.7	362.3
10°	935.5	881.3	757.5	623.6	489.0	378.2	291.2	235.4	206.6	188.0	187.3
12.5°	939.9	872.8	711.8	531.4	362.3	243.1	168.7	132.7	120.5	114.9	114.9
15°	952.9	870.3	666.1	441.2	256.0	152.1	112.0	102.3	101.5	101.5	101.5
17.5°	968.6	871.1	619.2	353.4	174.3	108.8	96.7	95.4	96.3	96.3	96.3
20°	984.8	871.6	568.7	272.2	123.0	94.6	91.0	90.6	91.5	91.5	91.8
22.5°	1004.6	873.6	518.1	203.5	101.5	89.4	86.5	86.5	87.0	87.0	86.5
25°	1027.2	877.6	465.5	150.9	92.6	85.7	83.3	82.9	83.3	82.9	82.6
27.5°	1055.6	883.3	406.8	118.0	88.6	82.1	80.1	80.1	79.7	79.3	78.9
30°	1091.2	889.8	340.9	100.2	84.5	78.9	76.8	76.4	76.0	75.2	75.2
32.5°	1145.4	903.9	275.8	91.0	80.1	74.4	72.8	72.8	72.0	71.2	70.8
35°	1228.7	931.8	217.6	85.3	75.2	69.6	67.5	67.5	66.7	66.3	65.9
37.5°	1344.0	974.3	169.1	80.1	70.4	64.3	62.3	61.9	61.1	60.3	59.8
40°	1497.2	1026.8	133.1	75.2	65.5	59.0	57.4	56.7	55.0	53.8	53.8
42.5°	1689.7	1086.7	108.0	70.0	59.8	54.2	53.0	51.8	48.9	47.8	47.4
45°	1891.1	1140.5	91.5	63.9	54.2	49.3	48.5	46.5	42.9	41.6	41.6
47.5°	2036.3	1153.1	80.5	58.2	48.9	44.1	43.7	40.0	36.8	36.0	35.6
50°	2126.9	1128.3	71.6	52.6	44.1	39.2	38.1	33.6	31.5	30.7	30.4
52.5°	2188.0	1084.3	64.3	47.8	39.6	34.8	31.9	28.7	27.1	26.3	26.3
55°	2236.9	1022.0	57.0	43.3	36.0	31.1	27.1	24.7	23.0	22.2	22.2
57.5°	2250.7	937.4	49.7	39.6	32.3	27.5	23.0	21.5	19.4	19.0	19.0
60°	2150.8	785.0	44.1	35.2	29.2	23.8	20.3	18.2	16.2	15.8	15.3
62.5°	1887.4	607.4	38.9	31.1	25.5	20.7	17.4	14.9	13.3	13.3	13.3
65°	1439.8	407.2	34.0	27.1	22.2	17.4	14.9	12.2	11.4	11.4	11.8
67.5°	861.8	221.7	29.2	23.0	19.0	14.5	12.6	10.5	10.1	10.5	10.5
69°	505.1	130.2	26.3	20.7	16.6	13.0	10.9	9.3	10.1	10.5	10.5
70°	311.8	87.8	24.2	18.6	14.9	11.8	10.1	8.9	9.7	10.1	10.1
72.5°	87.0	45.3	19.4	14.5	12.2	9.7	8.1	8.1	9.3	9.7	9.7
75°	56.7	33.6	14.9	10.9	9.3	7.7	6.9	7.7	8.9	9.3	9.3
77.5°	47.0	27.5	12.2	8.9	7.7	7.3	6.4	6.9	8.1	8.5	8.5
80°	42.9	19.4	9.7	8.1	6.9	6.4	6.0	5.6	7.3	7.7	7.7
82.5°	40.8	15.3	8.5	7.3	6.4	5.6	5.2	5.6	6.4	6.9	7.3
85°	25.5	10.1	7.7	6.9	5.6	5.2	5.2	5.2	6.0	6.4	6.4
87.5°	9.3	8.1	6.9	5.6	4.8	4.8	4.8	4.8	5.2	6.0	6.0
90°	0.0	0.0	0.0	0.0	0.0	0.0	0.0	0.0	0.0	0.0	0.0

(END OF REPORT)